

- PAINT
MAIN BUILDINGS
- PAINT
EXTERIOR FENCING
- PAINT
PORTABLES
- PAINT
GYMNASIUM
- NOT IN
PROJECT SCOPE

DW INFRASTRUCTURE - EXTERIOR PAINTING (YB)
YERBA BUENA HIGH SCHOOL
 1855 LUCRETIA AVE., SAN JOSE, CA 95122

PROJECT#
Z-060-817

BID#
B-05-18-19

DRAWING DATE
09/21/2018

A1.0
SITE PLAN

GENERAL NOTES

1. CONTRACTOR TO VERIFY ALL QUANTITIES OF BUILDINGS AND FIXTURES.
2. FOR ALL BUILDINGS IN SCOPE OF WORK, REMOVE GRAFFITI FROM ROOF TILES, BRICK WALLS, & CONCRETE COLUMNS.
3. FOR ALL BUILDINGS IN SCOPE OF WORK, POWER WASH ROOF TILES, BRICK WALLS, & CONCRETE COLUMNS AFTER COMPLETING PAINTING.
4. FOR ALL BUILDINGS IN SCOPE OF WORK, PROTECT AND CLEAN LIGHTING FIXTURES, VENTS, SPEAKERS, AND ALL OTHER BUILDING MOUNTED FIXTURES NOT CALLED OUT TO BE PAINTED.
5. FOR ALL HOLLOW METAL FRAMES WITHIN SCOPE OF WORK, PAINT BOTH EXTERIOR AND INTERIOR SIDES.
6. FOR FENCING WITH FOLIAGE, REMOVE FOLIAGE AND PREPARE PER MANUFACTURER INSTRUCTIONS PRIOR TO PAINT.
7. COLOR ON PAINT SCHEDULE MAY BE CUSTOM TINTED FOR DISTRICT, CONTRACTOR TO VERIFY COLOR TINTS AS PART OF SUBMITTAL.
8. AREAS OF WORK TO BE CAUTIONED AND SAFE-OFF TO PREVENT PUBLIC ENTRY.
9. PROTECT ALL AREAS NOT BEING PAINTED OR ADJACENT AREAS WHERE AREAS BEING STRIPPED.
10. CONTRACTOR TO COORDINATE WORK WITH DISTRICT CM FOR ALL AREAS DURING SCHOOL PERIOD.

BUILDING & FIXTURE SCHEDULE

DESCRIPTION	QUANTITY	REF. SHEET	BID ITEM	NOTES
BUILDING 200	1	A3.0	1	POWER WASH ROOF TILES, BRICK WALLS & CONCRETE COLUMNS; CLEAN LIGHT FIXTURES
BUILDING 300	1	A3.0	1	POWER WASH ROOF TILES, BRICK WALLS & CONCRETE COLUMNS; CLEAN LIGHT FIXTURES
BUILDING 600	1	A3.0	1	POWER WASH ROOF TILES, BRICK WALLS & CONCRETE COLUMNS; CLEAN LIGHT FIXTURES; REPAIR WOOD FACIA AT RM. 655
BUILDING 700	1	A3.0	1	POWER WASH ROOF TILES, BRICK WALLS & CONCRETE COLUMNS; CLEAN LIGHT FIXTURES
BUILDING 900	1	A3.0	1	POWER WASH ROOF TILES, BRICK WALLS & CONCRETE COLUMNS; CLEAN LIGHT FIXTURES
BUILDING 1100	1	A3.0	1	POWER WASH ROOF TILES, BRICK WALLS & CONCRETE COLUMNS; CLEAN LIGHT FIXTURES
PORTABLES TYPE 1	9	A4.0	2	REPAIR GUTTER AT P62 & P63; APPLY ANTI-SKID TO RAMP
PORTABLES TYPE 2	2	A5.0	2	APPLY ANTI-SKID TO RAMP
GYMNASIUM	1	A6.0	3	
COURTYARD-QUAD	1	A7.0	1	POWER WASH BRICK COLUMNS; CLEAN LIGHT FIXTURES
UTILITY SHACK (BLDG. 900)	1	A7.0	1	POWER WASH BRICK WALL
D.A. TOILET ROOMS	4	A7.0	1	POWER BRICK WALLS & CONCRETE COLUMNS; CLEAN LIGHT FIXTURES
CONCESSIONS	1	A8.0	1	CLEAN LIGHT FIXTURES, BOXES, AND ROLL-UP DOOR
TICKET BOOTH	1	A8.0	1	CLEAN LIGHT FIXTURES, BOXES, AND ROLL-UP DOOR
BACKFLOW PREVENTER	5	A9.0	9	
CONTAINERS	15	A9.0	10	
WOOD TABLE/BENCHES	4	A9.0	13	
SWITCHGEAR (FLOOR MOUNTED)	1	A9.0	11	
DUST COLLECTOR (BLDG. 900)	1	A9.0	12	
CONCRETE TRASH CANS	42	A9.0	8	
CONCRETE PLANTERS	17	A9.0	14	
LIGHT POLES	35	A10.0	7	PAINT POSTS ONLY; CLEAN HEAD
BASKETBALL POLES	7	A10.0	4	STRIP PAINT & CLEAN
LIGHT POLES (CONCRETE BASE)	3	A10.0	5	STRIP PAINT & CLEAN; PROTECT LIGHT POST BASE & POLE WHEN STRIPPING
CONDUITS & BOXES (BLDG. MOUNTED)	*	A10.0	*	
METAL FENCING	*	A10.0	1	IF FENCING HAS FOLIAGE, REMOVE PRIOR TO PAINTING
PERIMETER METAL FENCING	*	A10.0	6	IF FENCING HAS FOLIAGE, REMOVE PRIOR TO PAINTING
METAL RAILS	*	A10.0	*	SAND RAILS PRIOR TO PAINTING; ONLY PAINT RAILS THAT HAVE BEEN PREVIOUSLY PAINTED, LEAVE EXPOSED RAILS EXPOSED
LOW FENCING & CHAINLINK FENCING	*	A10.0	1	IF FENCING HAS FOLIAGE, REMOVE PRIOR TO PAINTING
GYMNASIUM MURAL	1	A11.0	15	CONCEPT ONLY - MURAL SUBJECT TO CHANGE

PAINT COLOR SCHEDULE

COLOR 1
 MANUFACTURER: DUNN EDWARDS
 COLOR: DESERT SUEDE (DE6206)
 PRODUCT: EVSH30
 SHEEN: EGGSHELL

COLOR 2
 MMANUFACTURER: DUNN EDWARDS
 COLOR: CENTER RIDGE (DE6230)
 PRODUCT: EVSH30
 SHEEN: EGGSHELL

COLOR 3
 MANUFACTURER: DUNN EDWARDS
 COLOR: GAUNTLET GRAY (SW7019)
 PRODUCT: EVSH30
 SHEEN: EGGSHELL

COLOR 4
 MANUFACTURER: DUNN EDWARDS
 COLOR: GUNMETAL BRONZE (DEB001)
 PRODUCT: EVSH30
 SHEEN: EGGSHELL

COLOR 5
 MANUFACTURER: DUNN EDWARDS
 COLOR: HOPE CHEST (DEA160)
 PRODUCT: EVSH30
 SHEEN: EGGSHELL

COLOR 6
 MANUFACTURER: DUNN EDWARDS
 COLOR: CAVERNOUS (DE6364)
 PRODUCT: EVSH30
 SHEEN: EGGSHELL

COLOR 7
 MANUFACTURER: DUNN EDWARDS
 COLOR: ESSEX GREEN
 PRODUCT: EVSH50
 SHEEN: SEMI-GLOSS

COLOR 8
 MANUFACTURER: DUNN EDWARDS
 COLOR: SMOKE (RO SMOKE)
 PRODUCT: RUST, PORCH & FLOOR
 SHEEN: ANTI-SKID

DW INFRASTRUCTURE - EXTERIOR PAINTING (YB)

YERBA BUENA HIGH SCHOOL

1855 LUCRETIA AVE., SAN JOSE, CA 95122

PROJECT#
Z-060-817

BID#
B-05-18-19

DRAWING DATE
09/21/2018

A2.0
SCHEDULE &
GENERAL NOTES

MAIN BUILDINGS - TYPICAL



METAL COPING (TOP OF ROOF)
GUNMETAL BRONZE (DEB001)

WOOD FACIA
GAUNTLET GRAY (SW7019)

METAL GUTTERS
HOPE CHEST (DEA160)

METAL COPING (BOTTOM OF ROOF)
HOPE CHEST (DEA160)


WOOD SURFACE (CEILING)
GAUNTLEY GRAY (SW7019)

METAL DOOR/WINDOW FRAMES
CENTER RIDGE (DE6230)

WOOD SURFACE (BODY)
DESERT SUEDE (DE6206)

WOOD TRIM
CENTER RIDGE (DE6230)

METAL GATES
CENTER RIDGE (DE6230)



DW INFRASTRUCTURE - EXTERIOR PAINTING (YB)

YERBA BUENA HIGH SCHOOL

1855 LUCRETIA AVE., SAN JOSE, CA 95122

PROJECT#
Z-060-817

BID#
B-05-18-19

DRAWING DATE
09/21/2018

A3.0
BLDG.: 200,300,
600,700,900,1100

PORTABLES 1 - FRONT



ROOF TRIM
HOPE CHEST (DEA160)

WINDOW FRAME
CENTER RIDGE (DE6230)

WOOD SURFACE (CEILING)
GAUNTLET GRAY (SW7019)

WOOD (MAIN BODY)
DESERT SUEDE (DE6206)

HOLLOW METAL DOOR
CENTER RIDGE (DE6230)

RAMP SURFACE
SMOKE (RO SMOKE)

WOOD CANOPY
HOPE CHEST (DEA160)

ROOF TRIM
HOPE CHEST (DEA160)

WOOD TRIM
CENTER RIDGE (DE6230)

METAL RAILING SYSTEM
GAUNTLET GRAY (SW7019)

DOOR FRAME (METAL&WOOD)
CENTER RIDGE (DE6230)

PORTABLES 1 - BACK



PIPING
GUNMETAL BRONZE (DEB001)

HVAC
DESERT SUEDE (DE6206)

BOXES & CONDUITS
DESERT SUEDE (DE6206)


PORTABLES 1 - SIDE



WOOD SURFACE
GAUNTLET GRAY (SW7019)

WOOD TRIM
CENTER RIDGE (DE6230)

PORTABLES 2 - FRONT



WOOD (MAIN BODY)
DESERT SUEDE (DE6206)

DRAINS
GUNMETAL BRONZE (DEB001)

HOLLOW METAL DOOR
CENTER RIDGE (DE6230)

METAL RAILING SYSTEM
GAUNTLET GRAY(SW7019)

RAMP SURFACE
SMOKE (RO SMOKE)

METAL TRIM (TOP OF BODY)
CENTER RIDGE (DE6230)

METAL ROOF TRIM
HOPE CHEST (DEA160)

CEILING (UNDERSIDE)
GAUNTLET GRAY(SW7019)

WOOD TRIM (BODY)
CENTER RIDGE (DE6230)


WINDOW FRAME
CENTER RIDGE (DE6230)

DOOR FRAME
CENTER RIDGE (DE6230)

WOOD (RAMP)
DESERT SUEDE (DE620)

HVAC & CONDUITS
DESERT SUEDE (DE6206)

PORTABLES 2 - SIDE



METAL ROOF TRIM
HOPE CHEST (DEA160)

CEILING (UNDERSIDE)
GAUNTLET GRAY(SW7019)


METAL TRIM (TOP OF BODY)
CENTER RIDGE (DE6230)

WOOD TRIM (BODY)
CENTER RIDGE (DE6230)

PORTABLES 2 - BACK



GYMNASIUM - EXTERIOR



CONCRETE COLUMNS
CENTER RIDGE (DE6230)

CONCRETE WALL (BODY)
GAUNTLET GRAY(SW7019)

GYMNASIUM - ENTRANCE



ENTRANCE FACIA
HOPE CHEST (DEA160)

METAL TRIM
GUNMETAL BRONZE (DEB001)

ENTRANCE COLUMNS
CENTER RIDGE (DE6230)

GYMNASIUM - SWIMMING POOL



SWIMMING POOL LIGHTS
GUNMETAL BRONZE (DEB001)

GYMNASIUM - HALLWAY ENTRANCE



CONCRETE WALL
GAUNTLET GRAY(SW7019)

CONCRETE WALL ACCENTS
CENTER RIDGE (DE6230)

ENTRANCE CEILING
DESERT SUEDE (DE6206)

DOOR/WINDOW FRAMES
CENTER RIDGE (DE6230)

METAL RAIL
GAUNTLET GRAY(SW7019)

COURTYARD - QUAD



UTILITY SHACK BLDG. 900



METAL COPING (TOP OF ROOF)
CENTER RIDGE (DE6230)

CONDUITS
GUNMETAL BRONZE
(DEB001)

METAL DOOR & FRAME
CENTER RIDGE (DE6230)

D.A. TOILET ROOMS



WOOD TRIM
CENTER RIDGE (DE6230)

WOOD SURFACE (CEILING)
DESERT SUEDE (DE6206)

DOOR FRAMES
CENTER RIDGE (DE6230)

WOOD (MAIN BODY)
GAUNTLET GRAY(SW7019)

HANDRAIL
GAUNTLET GRAY(SW7019)

STEEL SUPPORT POLE
GAUNTLET GRAY(SW7019)



WOOD TRIM
CENTER RIDGE
(DE6230)

CONCESSIONS

STEEL CEILING
GAUNTLET GRAY(SW7019)

METAL COPING (TOP OF ROOF)
GAUNTLET GRAY(SW7019)



COILING DOOR HEADER
CENTER RIDGE (DE6230)

STONE BODY
GAUNTLET GRAY(SW7019)

CONCESSIONS CONT.



BOX & CONDUITS
GUNMETAL BRONZE
(DEB001)

PIPING
GUNMETAL BRONZE (DEB001)

WINDOW & DOOR FRAME
CENTER RIDGE (DE6230)

TICKET BOOTH

PLASTER WALL (UPPER)
CENTER RIDGE (DE6230)

STEEL CEILING
GAUNTLET GRAY(SW7019)

METAL COPING
GAUNTLET GRAY(SW7019)



PLASTER WALL (LOWER)
GAUNTLET GRAY (SW7019)

DOOR FRAME
GAUNTLET GRAY (SW7019)

TICKET BOOTH CONT.



COILING DOOR FRAME
CENTER RIDGE (DE6230)

PIPING
GUNMETAL BRONZE (DEB001)

BACKFLOW PREVENTER
ESSEX GREEN



UNIT COUNT: 5

CONTAINERS
CAVERNOUS (DE6364)



UNIT COUNT: 15

WOOD TABLE/BENCHES
GAUNTLET GRAY (SW7019)



UNIT COUNT: 4

SWITCHGEAR (FLOOR MOUNTED)
ESSEX GREEN



UNIT COUNT: 3

DUST COLLECT (BLDG 900)
GAUNTLET GRAY(SW7019)



UNIT COUNT: 1

CONCRETE TRASH CANS
HOPE CHEST (DEA160)



UNIT COUNT: 42

CONCRETE PLANTERS
HOPE CHEST (DEA160)



UNIT COUNT: 17

LIGHT POLES (POST ONLY)
GUNMETAL BRONZE (DEB001)



UNIT COUNT: 35

BASKETBALL POLES
STRIP PAINT



UNIT COUNT: 7

LIGHT POLES CONCRETE BASES
IF PAINTED, STRIP TO CONCRETE

*PROTECT LIGHT POLE BASE & POST DURING STRIPPING



UNIT COUNT: 3

CONDUITS & BOXES
GUNMETAL BRONZE (DEB001)



*EXCEPT ON PORTABLES, PAINT CONDUITS & BOXES TO MATCH SURFACE

METAL RAILS
GAUNTLET GRAY(SW7019)




*SAND PRIOR TO PAINTING RAILS,
**PAINT ONLY PREVIOUS PAINTED RAILS



METAL FENCING
GAUNTLET GRAY(SW7019)



*IF FENCING HAS FOLIAGE - REMOVE PRIOR TO PAINTING



LOW FENCING & CHAINLINK FENCING
GAUNTLET GRAY(SW7019)



GYMNASIUM - MURAL



MURAL TO HAVE OVERLAPPING
CHARACTERS WITH CONTRASTING
COLORS

*DRAWING SHOWN FOR CONCEPT OF MURAL ONLY - FINAL ARTWORK SUBJECT TO REVISION

DW INFRASTRUCTURE - EXTERIOR PAINTING (YB)

YERBA BUENA HIGH SCHOOL

1855 LUCRETIA AVE., SAN JOSE, CA 95122

PROJECT#
Z-060-817

BID#
B-05-18-19

DRAWING DATE
09/21/2018

A11.0
GYM. MURAL